

Community Needs Assessment 2019



Contents

Introduction.....3

Summary of Community Needs Assessment.....3

Summary of Findings.....4

Section 1: Demographic Information.....6

Section II: Substance Use Concerns..... 11

- Ages 12-1712
- Ages 18-2513
- Ages 26-6514

Section III: Community Members Attitudes Regarding Substance Abuse Problems.....15

Section IV: Minors Engaging with Substance Use.....20

Section V: Community Awareness.....21

Section VI: Substance Abuse Prevention Resources and Assets.....23

Section VII: Conclusion.....25

Appendix

Coalition for Drug-Free Youth Community Needs Assessment Survey.....27

Introduction

The Coalition for Drug-Free Youth received a Community Coalition Partnership grant awarded by the Texas Health and Human Services. The Coalition for Drug-Free Youth (CDFY) has been given the task of addressing the state's top four (4) priority substance issues among youth, young adults, and the greater community. Substance priorities include:

- Alcohol/Underage Drinking
- Marijuana/Synthetic Marijuana (Drugs)
- Opioid Misuse
- Prescription Drug Misuse

Contract NO: 2016-047883-003.004 **Contractor: City of Longview**

HHSC Program: Community Coalition Partnerships SA/CCP

Completed by: Whitney Pierce, wpierce@longviewtexas.gov

CDFY is encouraged to mobilize the community by implementing evidence-based strategies focused on changing policies and social norms to prevent and reduce underage drinking in Longview. A secondary focus of CDFY is to prevent and reduce marijuana/synthetic drugs, and/or prescription drugs and opioid misuse based on the identified needs of the community through environmental strategies and community mobilization.

This report will represent the final year of the six year grant award. The goal is to create community awareness regarding the health consequences of substance use and misuse of Texas' four prevention priorities of alcohol, marijuana/synthetic drugs, opioid misuse, and prescription drug across the lifespan. The Community Needs Assessment will allow up-to-date local data that will be used by CDFY to strategically plan prevention efforts accordingly.

Summary of Community Needs Assessment

The purpose of the Community Needs Assessment is to determine community member's attitudes, opinions, and awareness of alcohol and other drug concerns in Longview, Texas. The survey was developed to measure the level of perceived severity of alcohol and other drugs and the perception of community member's attitudes regarding substance use/misuse in Longview. It also measures the effectiveness of strategies in addressing and/or preventing substance use and misuse in the community.

The Community Needs Assessment was conducted by the Coalition for Drug-Free Youth, an extension of the City of Longview's, Partners in Prevention. The Coalition for Drug-Free Youth is a collaboration of organizations and citizens working to reduce crime and youth substance use through community mobilization, changing attitudes, behaviors and regulations; creating a healthier community.

The Community Needs Assessment was administered using the online survey tool, eSurvey Creator, and distributed via e-mail, hard copies and social media. Surveys were disseminated in the community by: Partners in Prevention Steering Committee, Mothers Against Drunk Driving, Kilgore College Staff, Longview Teen Court, Junior League of Longview, Magnolia Behavioral Health Hospital, East Texas Council on Alcoholism and Drug Abuse, Advanced Care Plus CPR, Wellness Pointe, Longview ISD, Spring Hill ISD, Pine Tree ISD, Black Nurses Rock of Longview Chapter, St. Andrew's Presbyterian Church, Calvary Baptist Church, Longview Police Department, Longview Fire Department, City of Longview employees and committee members. Surveys were sent to Administration at each of Longview's 3 school districts for online input by school staff and parents. This fiscal year, a total of 1 percent of Longview's total population or 700 surveys were completed, reflecting an increase of 54 surveys from last year and an increase of 548 surveys from 2015.

Summary of Findings

The survey was designed to measure the perceived severity of alcohol, tobacco and other drugs (ATOD) in the community of Longview, Texas. The following ATOD's were measured in the survey.

- Alcohol
- Tobacco
- Marijuana/Hashish
- Synthetic Marijuana (Drugs)
- Cocaine/Crack
- Heroin
- Methamphetamine
- Inhalants
- Prescription Drug Misuse (e.g. pain killers, tranquilizers, stimulants or sedatives)
- Opioid Misuse (e.g. oxycodone, hydrocodone, codeine, etc.)
- Other

Information was collected and analyzed, identifying the concerns reported by survey respondents. Respondents were asked, “In your opinion, which one substance is the greatest concern for 12-17 years of age in Longview?”

- Marijuana – 27.5%
- Alcohol – 31.2%
- Synthetic Marijuana (Drugs) – 6.6%
- Tobacco – 10.8%
- Prescription Drug Misuse- 9.2%

Information was collected and analyzed, identifying the concerns reported by survey respondents. Respondents were asked “In your opinion, which one substance is the greatest concern for 18-25 years of age in Longview?”

- Alcohol – 30.3%
- Marijuana – 19.7%
- Methamphetamine – 16.5%

Information was collected and analyzed, identifying the concerns reported by survey respondents. Respondents were asked “In your opinion, which one substance is the greatest concern for 26-65 years of age in Longview?”

- Alcohol – 24.1%
- Prescription Drug Misuse – 20.8%
- Methamphetamine – 18.3%

Respondents were also asked “How much of a problem do residents of Longview think each of the following substances is for 12-17, 18-25 and 26-65 years of age?” The same list of

substances was used for this question. Response choices were “not a problem,” “a minor problem,” “a significant problem,” and “don’t know.”

- Alcohol as a “Significant Problem”
 - Ages 12-17 --- 53.65%
 - Ages 18-25 --- 67.60%
 - Ages 26-65 --- 60.17%
- Marijuana/ Hashish as a “Significant Problem”
 - Ages 12-17 --- 54.69%
 - Ages 18-25 --- 59.27%
 - Ages 26-65 --- 42.69%
- Opioid Misuse as a “Significant Problem”
 - Ages 12-17 --- 39.55%
 - Ages 18-25 --- 52.83%
 - Ages 26-65 --- 62.67%
- Prescription Drug Misuse as a “Significant Problem”
 - Age 12-17 --- 42.10%
 - Ages 18-25 --- 53.34%
 - Ages 26-65 --- 63.81%

Information was gathered from survey respondents on their opinions of community member’s attitudes regarding substance abuse awareness and prevention. Specifically, “I think that most residents in Longview....” Respondents were given a list of awareness statements and response choices that included “strongly agree,” “somewhat agree,” “somewhat disagree,” “strongly disagree,” and “don’t know.” Refer to results of the respondents statements on page 22 of this report.

Information was also gathered from survey respondents on their opinions of strategies that function effectively to address and/or prevent ATOD use in Longview. Specifically, “Strategies that function effectively in Longview are” Refer to results of the respondents statements on page 24 of this report.

Respondents were given a list of environmental strategies, prevention services and programs. Response choices included “do not exist,” “ineffective,” “somewhat effective,” “very effective,” “don’t know” on page 25 of this report.

Section I: DEMOGRAPHIC INFORMATION

This section of the survey was designed to measure the demographic characteristics of the survey respondents. The age breakdown is as follows: age (12-17) 23.3%; (18-25) 5.9%; (26-35) 18%; (36-45) 19.7%; (46-55) 17%; (56-65) 11.7%; and 66 or older 4.3%, and 10 individuals skipped this question.

Table 1 – Age of Respondent

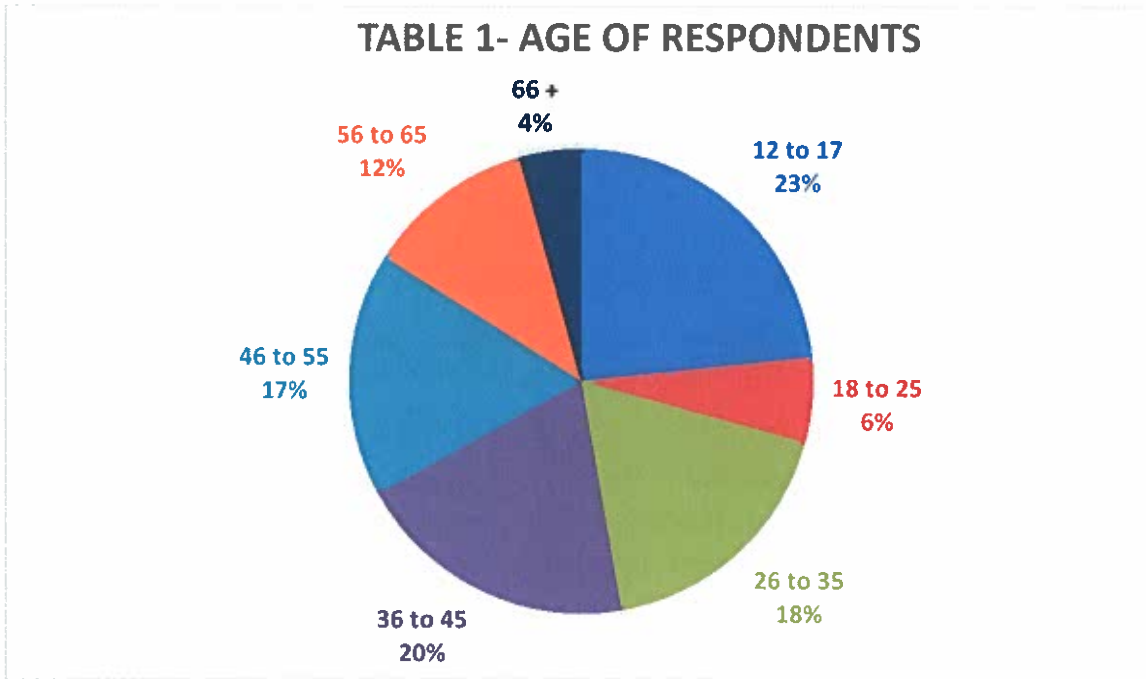


Table 2 represents the gender breakdown of survey respondents. Out of the individuals surveyed 181 were males with 26.3% and 507 were females with 73.7%. 12 respondents skipped this question.

Table 2 - Gender of Respondents
On Next Page

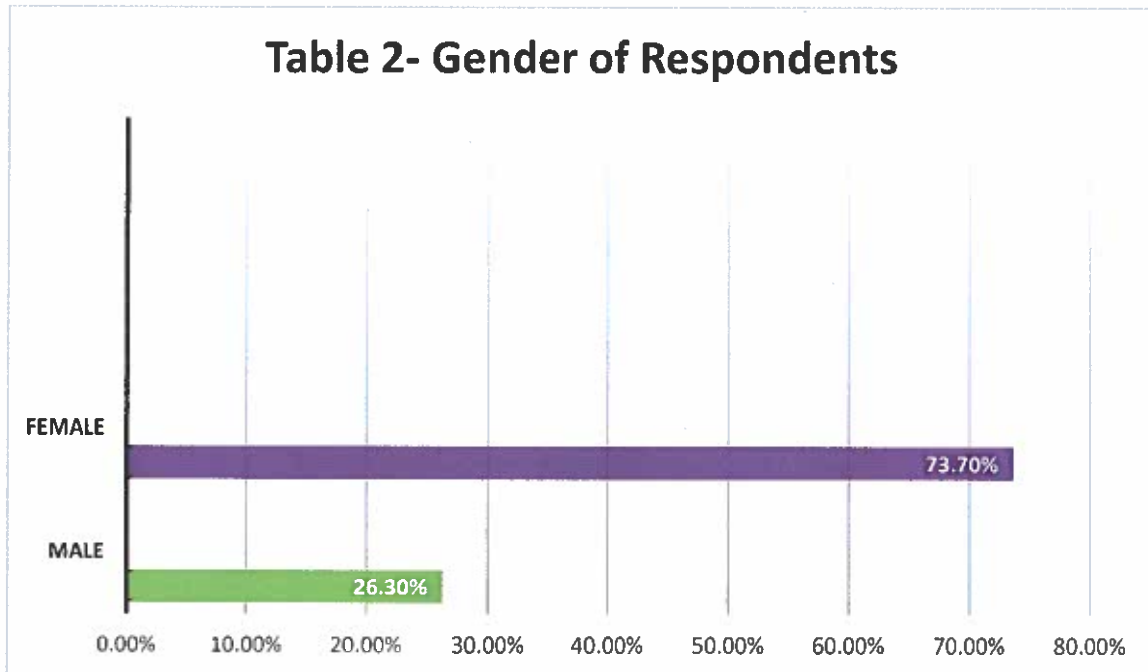


Table 3 depicts the race/ethnicity breakdown of the survey respondents. In the category of race 690 responded to the question of race or ethnicity. The most respondent race/ethnicity included White/Caucasian at 61.4% or 426 respondents. Individuals that identified as Black/ or African American made up 24.1% of respondents or 167, representing the second highest group. There were 2 (0.3%) individuals who responded as Asian American. There were 59 Hispanic/or Latino individuals which made up 8.5%. There were 8 individuals (1.2%) that classified themselves as American Indian/or Alaskan Native. There were 32 responses (4.6%) of multiple ethnicity or claimed to have more than three nationalities.

Table 3 - Race/Ethnicity of Respondents
On Next Page

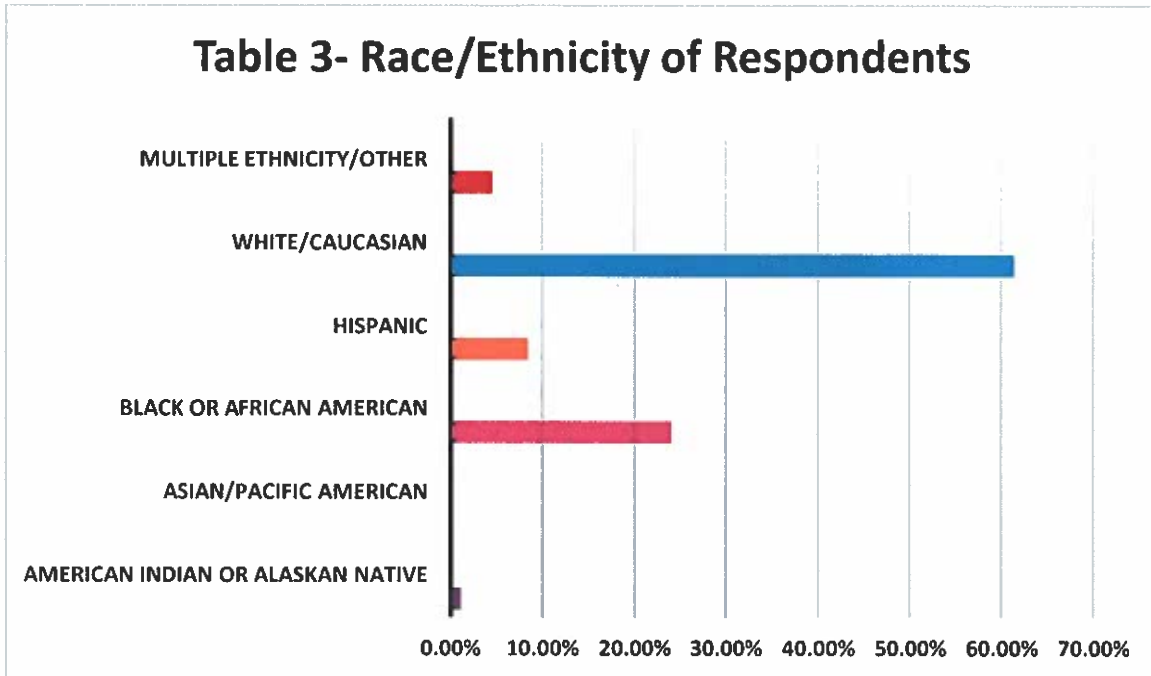


Table 4 represents Longview residency. It is important to note, Longview is a larger town compared to the other cities surrounding Longview. Many individuals travel to Longview for work or to attend school. The survey was administered in Longview, but some residents from the surrounding cities were included. This question was skipped by only 5 individuals. Out of the 695 individuals, 515 (74.1%) resided in Longview and 180 or 25.9% of individuals stated they lived outside of Longview.

**Table 4 - Residency of Respondents
On Next Page**

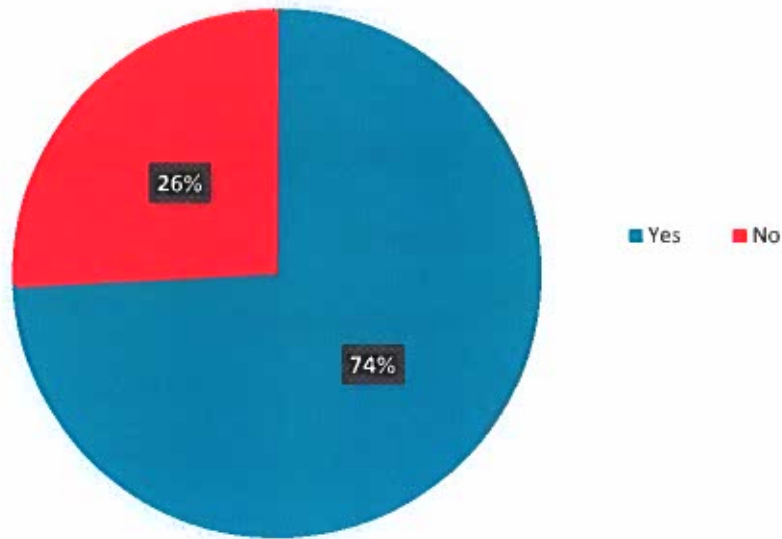
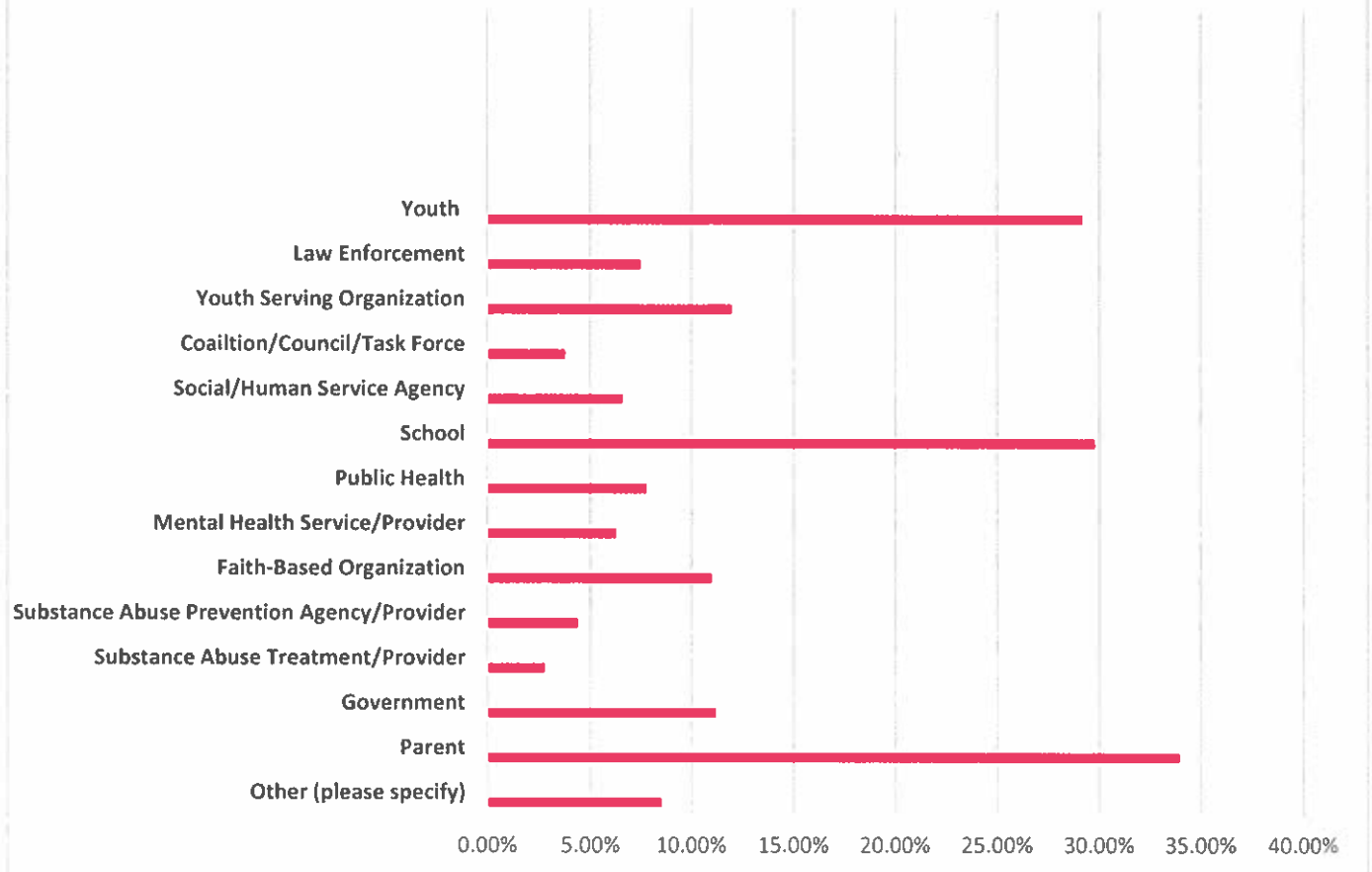
Table 4- Resident of Longview?

Table 5 represents the percentage of survey respondents and the identifying groups they represent. The diagram below reflects the data collected and compiled to represent the groups in this survey. Table 5 shows the answer choices, the percentage selected, and the actual number of individuals that completed this section as well as the different groups and organizations selected.

**Table 5 – Identifying group(s) of Respondents
On Next Page**

Table 5- Group(s) Represented



Section II: SUBSTANCE USE CONCERNS

The second section of the survey was designed to measure the perceived severity of alcohol, tobacco and other drugs in Longview for various ages. Specifically, the Community Needs Assessment survey asked respondents, “In your opinion, which ONE substance is the greatest concern for 12-17, 18-25 and 26-65 years of age in Longview?”

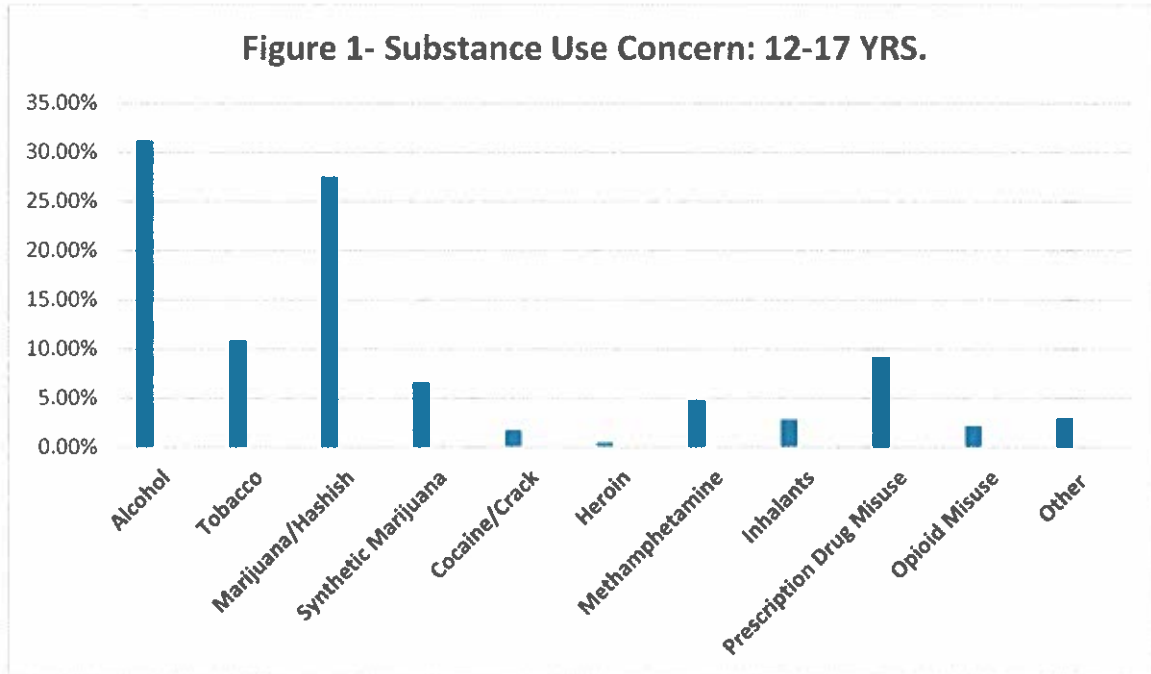
- Alcohol
- Tobacco
- Marijuana/Hashish
- Synthetic Marijuana (Drugs)
- Cocaine/Crack

- Heroin
 - Methamphetamine
 - Inhalants
 - Prescription Drug Misuse (i.e. pain killers, tranquilizers, stimulants or sedatives)
 - Opioid Misuse (e.g. oxycodone, hydrocodone, codeine, etc.)
 - Other
-
- **Substance Use Concern**

The concerns for the age range of 12-17 year olds were the same drugs selected as the top priority addressed by the Coalition for Drug Free Youth. The highest concern was for alcohol (31.2% or 203 participants) and marijuana (27.5% or 179 participants). Tobacco was the next highest concern at 10.8% or 70 votes.

Figure 1 - Substance Use Concern: 12-17 yrs.

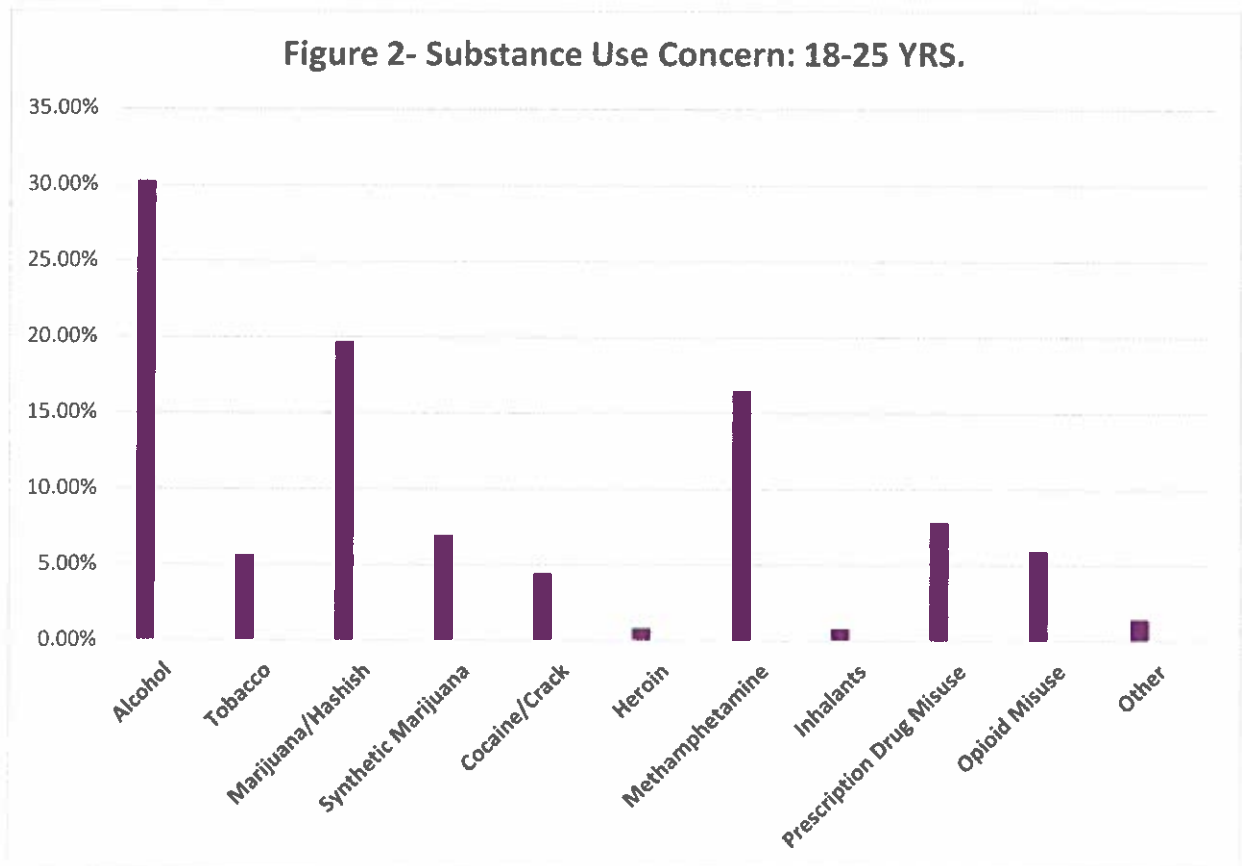
On next page



- **Substance Use Concern**

The community concerns for the age range of 18-25 year olds has decreased from the past year. The highest concern for alcohol is 30.3% while last year's was 32.26%. Likewise, marijuana usage decreased from last year with a total of 19.7%, versus 20.81% in 2018. The third highest concern for this age group was methamphetamine at 10.8%, a decline from the previous year at 12.42%.

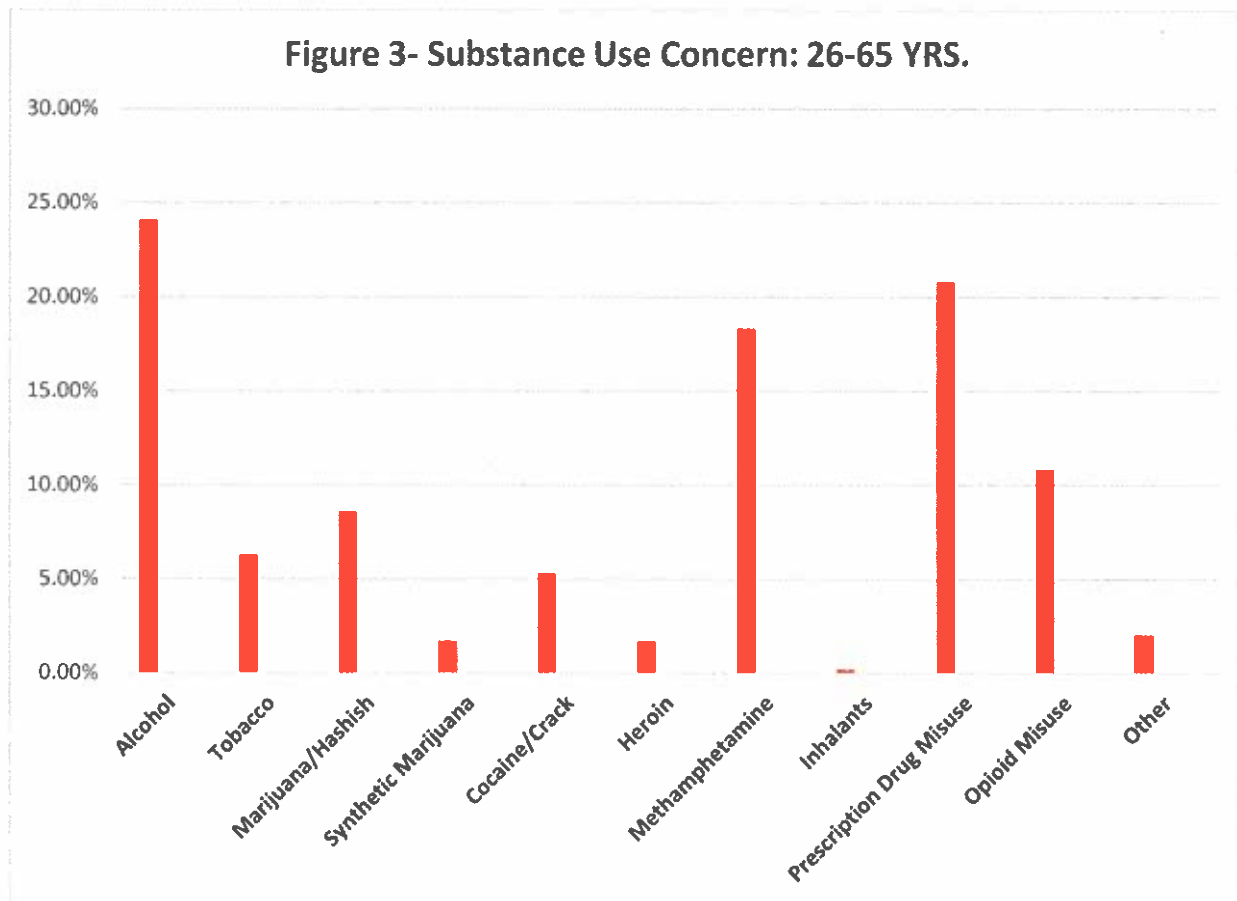
**Figure 2 - Substance Use Concern: 18-25 yrs.
On Next Page**



- **Substance Use Concern**

The final community concerns address the age range of 26-65. The highest concern was for alcohol with 24.1%, reflecting no change from the previous year. Next, the concern for prescription drug misuse was reported at 20.8%, a decrease from 25% in 2018. The final highest concern with 26-65 year olds was methamphetamine with 18.3%, a 4% increase from 2018.

Figure 3 - Substance Use Concern: 26-65 yrs.
On Next Page



Section III. COMMUNITY MEMBERS ATTITUDES REGARDING SUBSTANCE MISUSE PROBLEMS

Survey respondents were asked their *opinions* of community member's attitudes regarding **substance misuse problems** in Longview, Texas. Specifically, respondents were asked "How much of a problem do **residents of Longview** think each of the following substances is for **12-17, 18-25 and 26-65** years of age?"

- Alcohol
- Tobacco

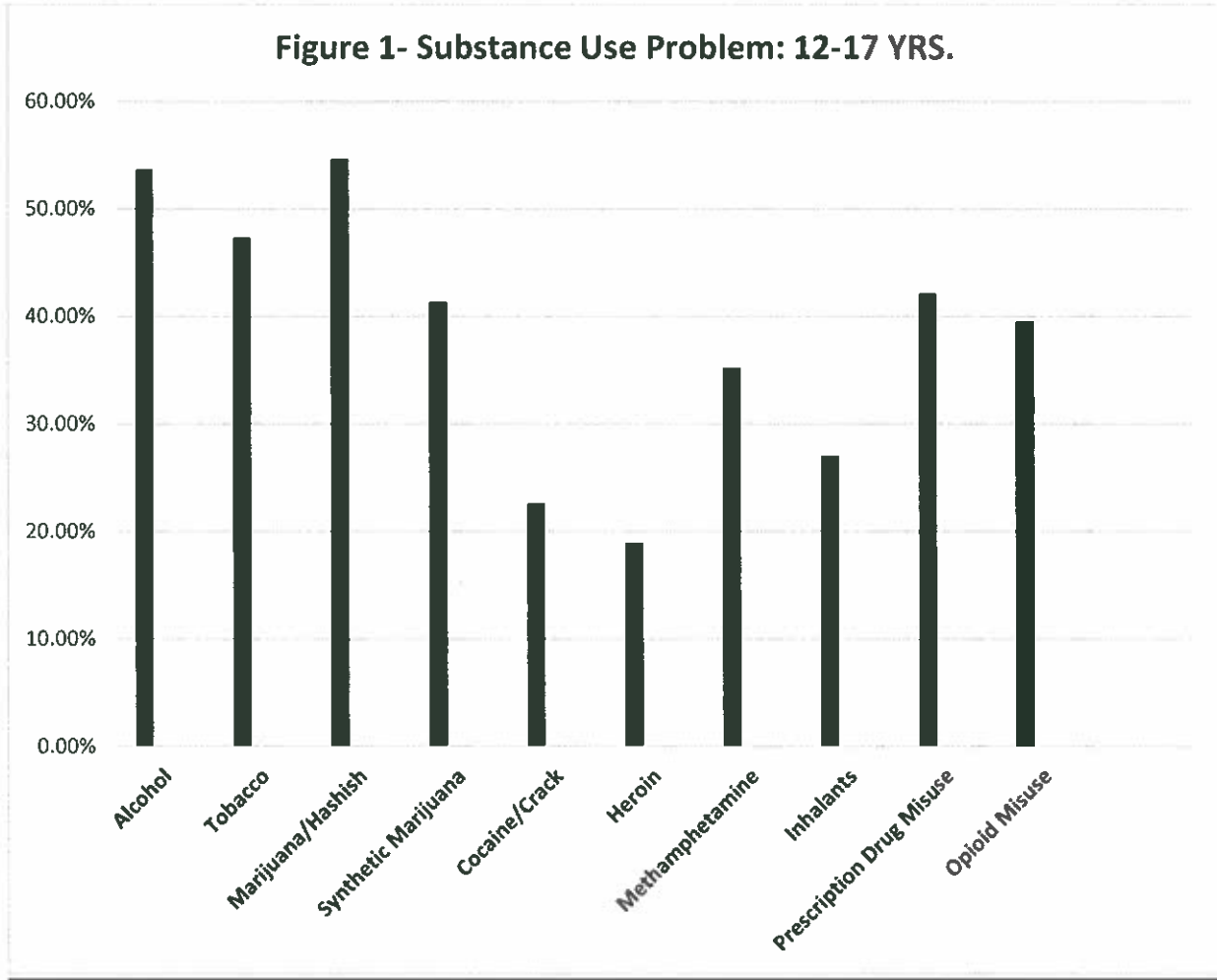
- Marijuana/Hashish
- Synthetic Marijuana (Drugs)
- Cocaine/Crack
- Heroin
- Methamphetamine
- Inhalants
- Prescription Drug Misuse (i.e. pain killers, tranquilizers, stimulants or sedatives)
- Opioid Misuse (e.g. oxycodone, hydrocodone, codeine, etc.)
- Other

Respondents choices included “not a problem,” “a minor problem,” “a significant problem,” and “don’t know.”

Substance Use Problem – Marijuana/Hashish (12-17 yrs.)

Of the substances presented in the survey, marijuana is perceived the most significant problem for youth ages 12-17. Of the survey respondents 54.69% think that marijuana/hashish is a significant problem, with alcohol leading second with 53.65%. Tobacco is rated the third most significant problem at 47.29% in Longview.

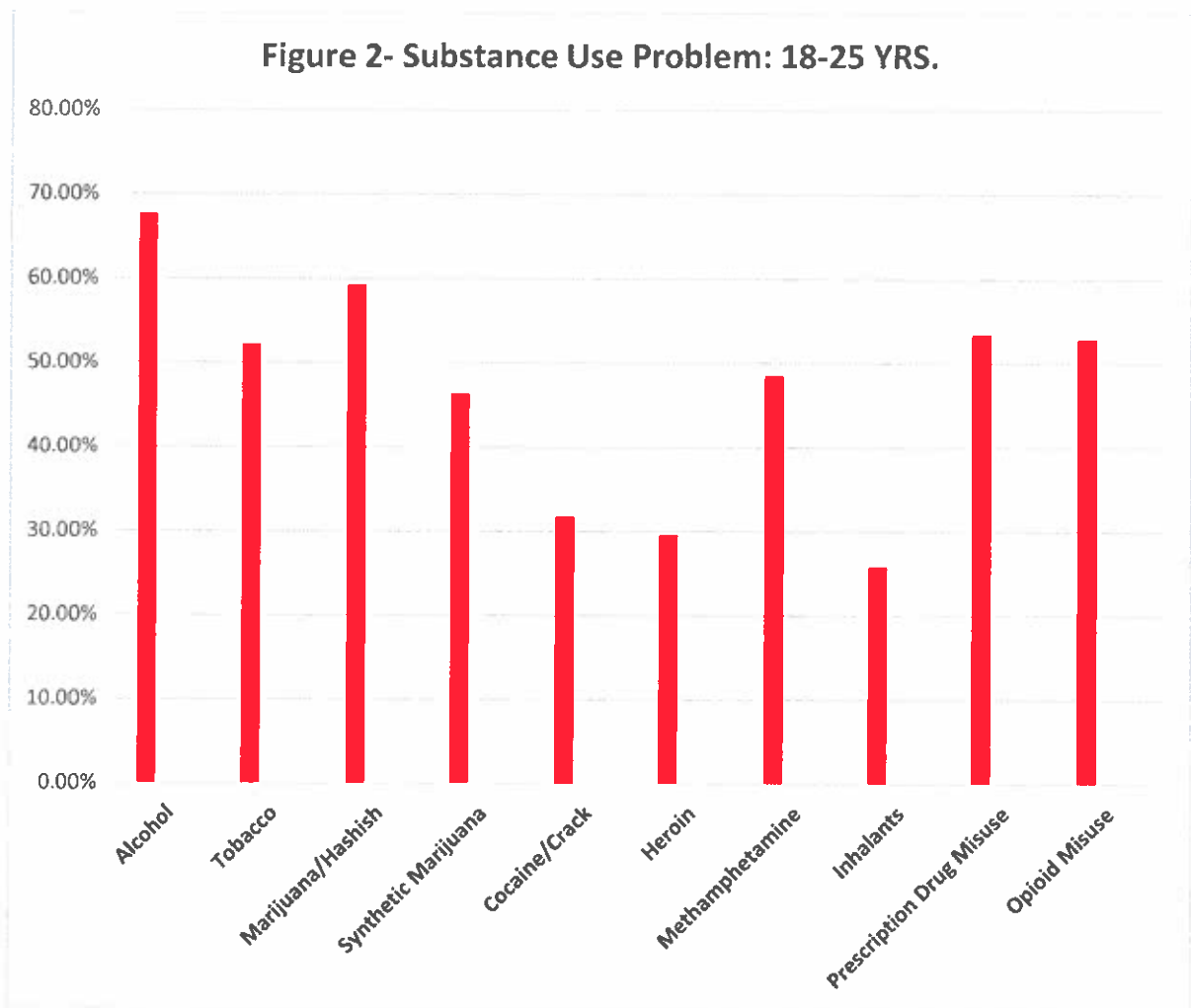
**Figure 1 - Substance Use Problem: 12-17 yrs.
On Next Page**



Substance Use Problem – Alcohol (18-25 yrs.)

Of the substances presented in the survey, alcohol is perceived the most significant problem for individuals ages 18-25. Of the survey respondents 67.60% think that alcohol is a significant problem, with marijuana leading second with 59.27%. Prescription Drug Misuse was rated the third most significant problem at 53.34% in Longview. Figure 2 presents the identification of alcohol first and marijuana second as significant problems for 18-25 years of age.

**Figure 2 - Substance Use Problem: 18-25 yrs.
On Next Page**



Substance Use Problem – Alcohol (26-65 yrs.)

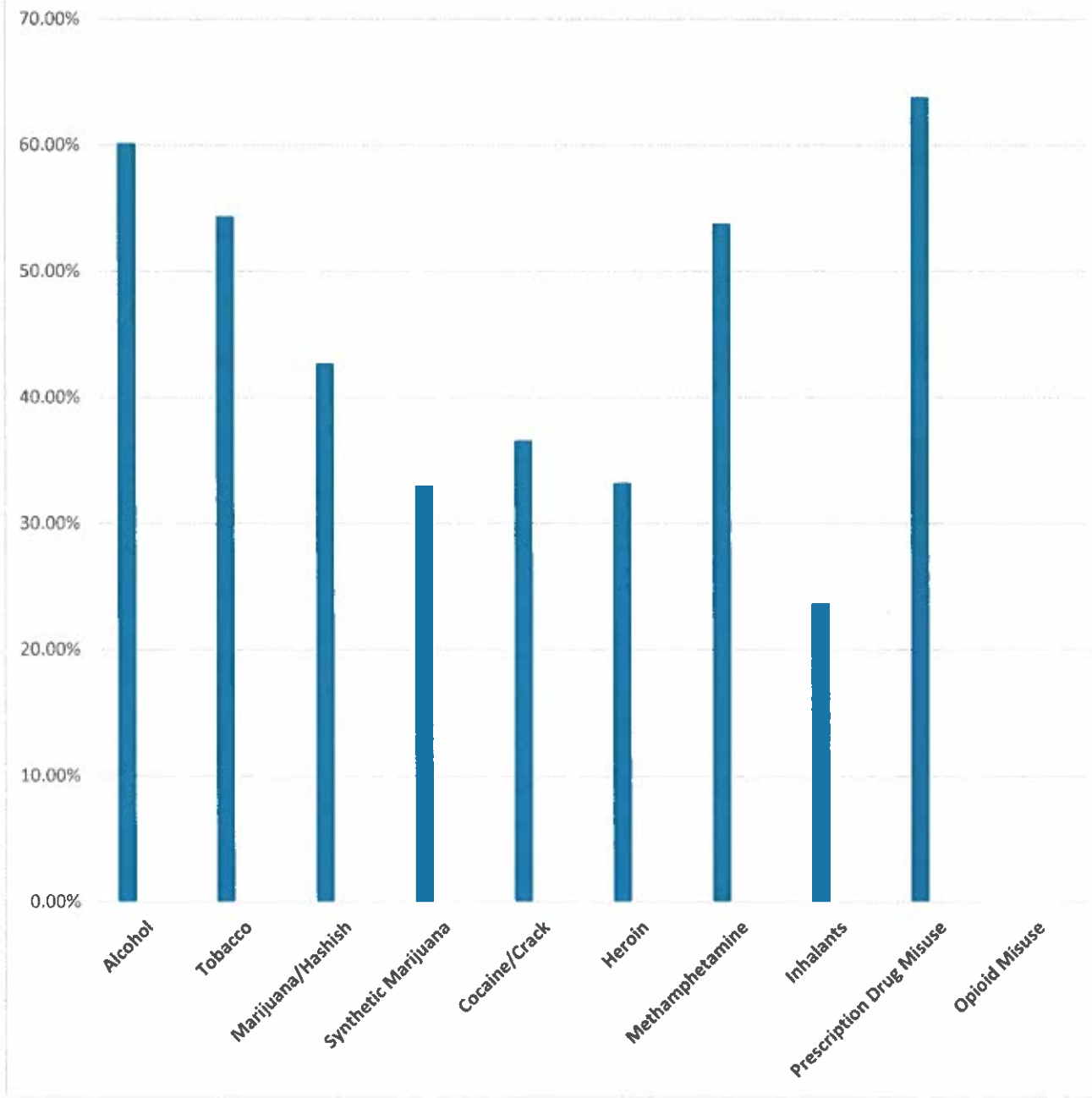
Of the substances presented in the survey for ages 26-65, prescription drug misuse is the biggest problem. Of the survey respondents, prescription drug misuse makes up 63.81% of respondents, where opioid misuse was 62.67%, rating this the second most significant problem for 26-65 years of age in Longview. The third most significant problem is alcohol at 60.17% for ages 26-65.

Figure 3 identifies prescription drug misuse, opioid misuse and alcohol as the first, second and third most significant problems for 26-65 years of age in Longview.

Figure 3 - Substance Use Problem: 26-65 yrs.

On the next page

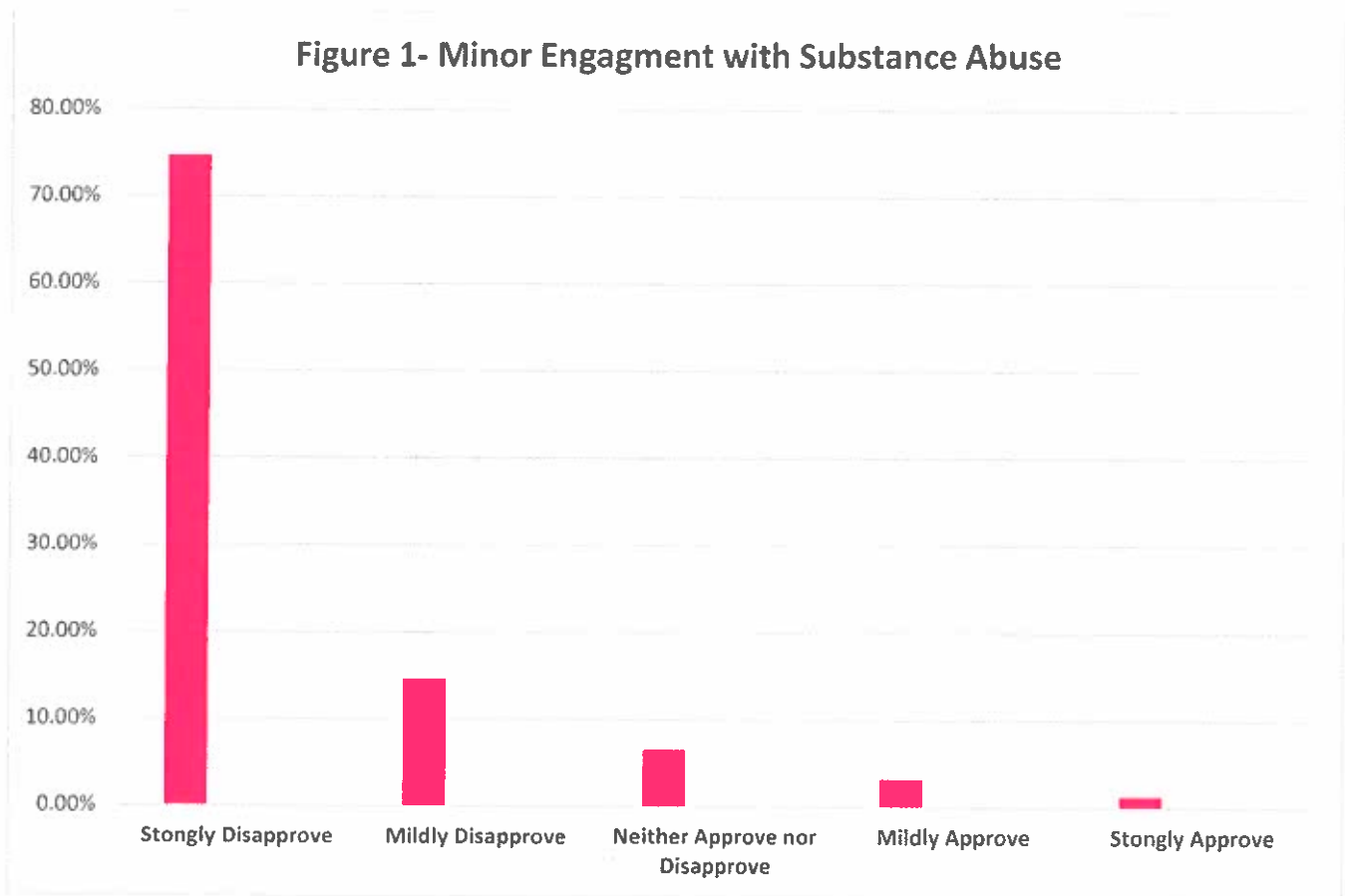
Figure 3- Substance Use Problem: 26-65 YRS.



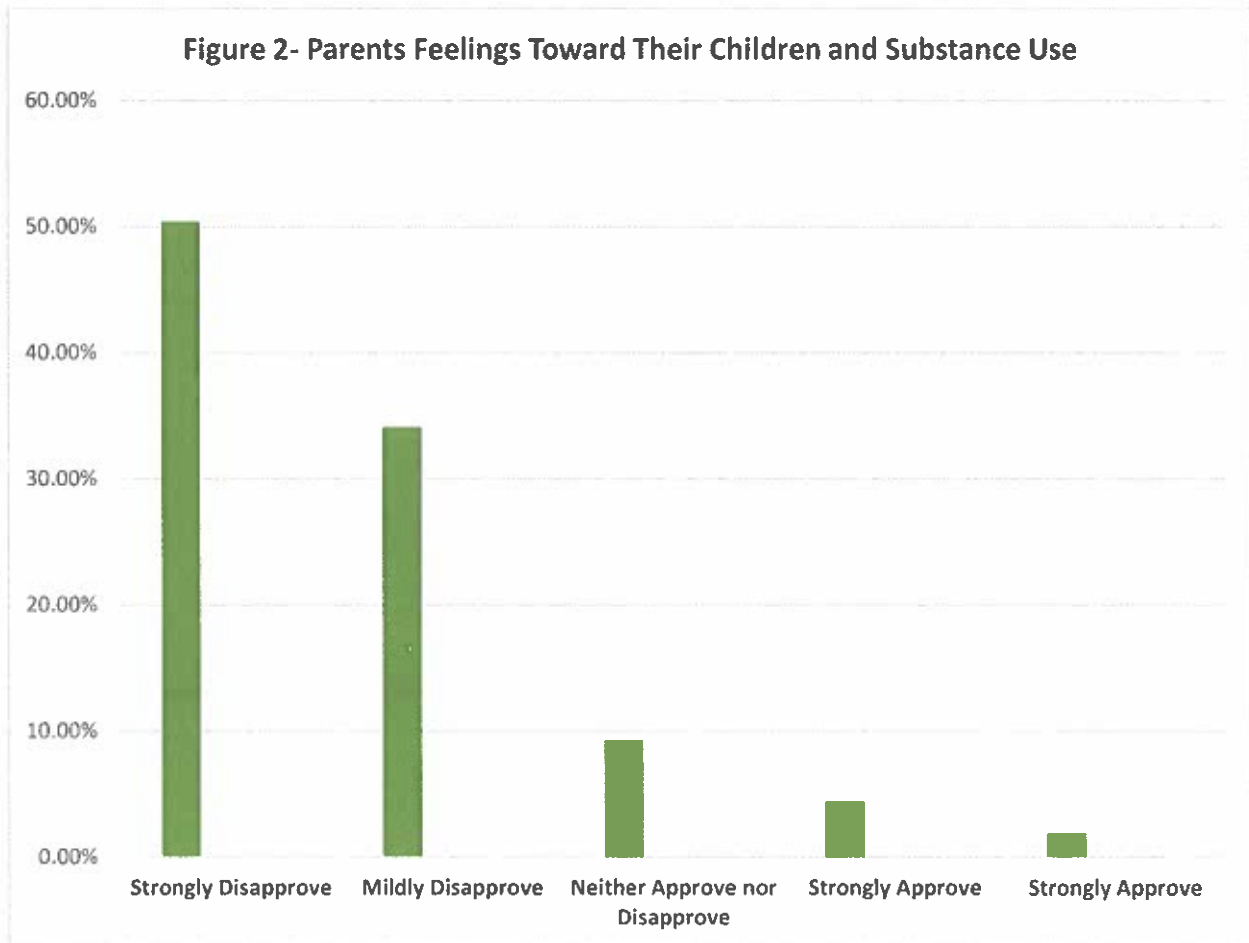
Section IV: Minors Engaging in Substance Use

The fourth section of the survey is a new section, designed to measure respondent’s *opinions* of community member’s attitudes regarding minor’s engagement with substance use and how parents feel about their children (under 21) engaging in substance use. Respondents were asked two questions and their response choices included, “strongly disapprove,” “mildly disapprove”, “neither approve nor disapprove”, “mildly approve,” and “strongly approve.” Figures 1 & 2 are the response results.

Figure 1 – Minor (Under 21) Engagement with Substance Use



**Figure 2 – Parents Feelings toward Their Children and Substance Use
(On Next Page)**

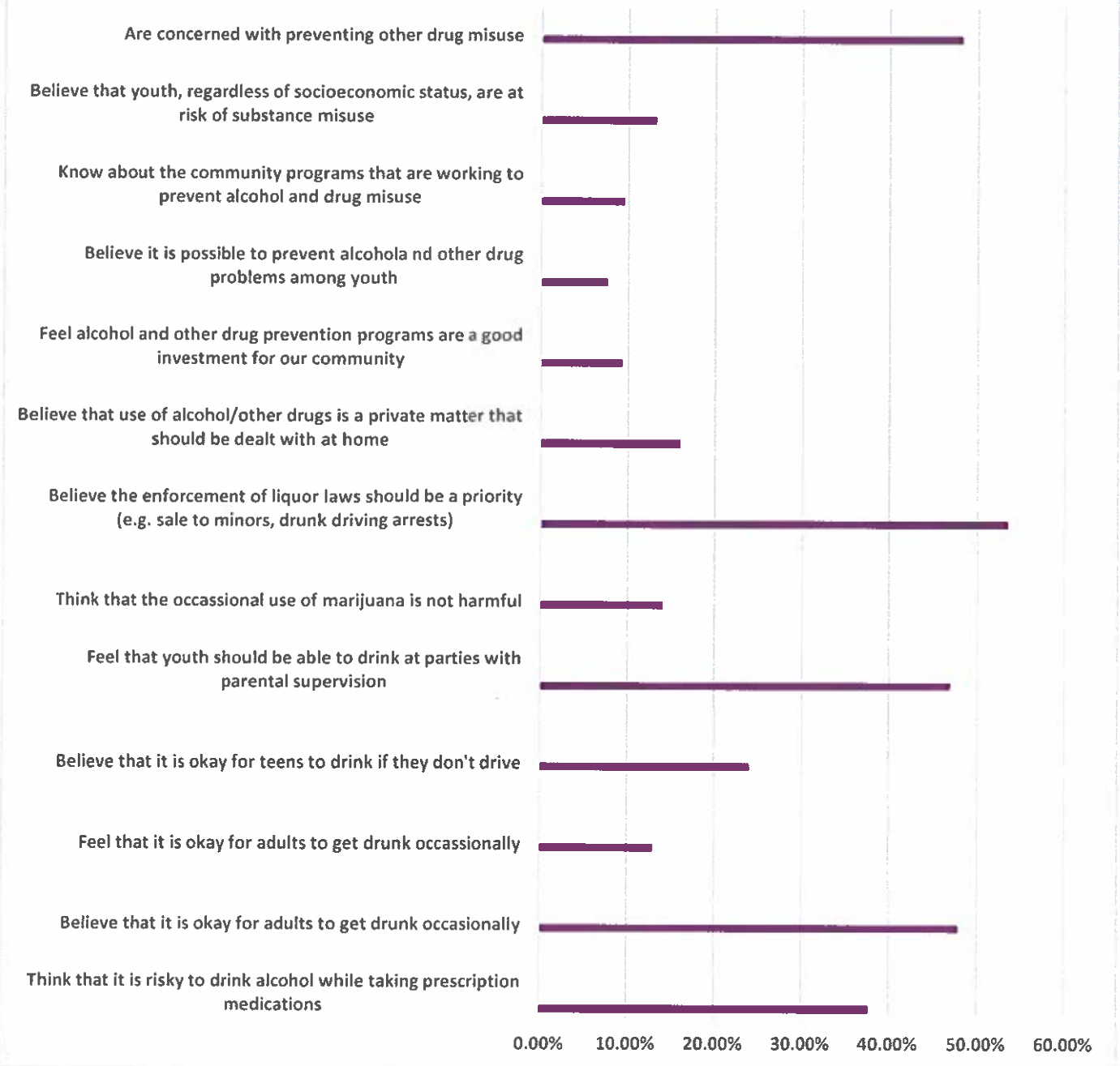


Section V: COMMUNITY AWARENESS

The fifth section of the survey was designed to measure respondent’s *opinions* of community member’s attitudes regarding **substance abuse awareness prevention** in Longview. Specifically, “I think that most residents in Longview....” Respondents were given a list of awareness statements and response choices that included “strongly agree,” “somewhat agree”, “somewhat disagree”, “strongly disagree,” and “don’t know.” Figure 1 are the response awareness statements and results.

**Figure 1 - Substance Abuse Opinion/Awareness
(On the next page)**

Figure 1- Substance Abuse Opinion/Awareness



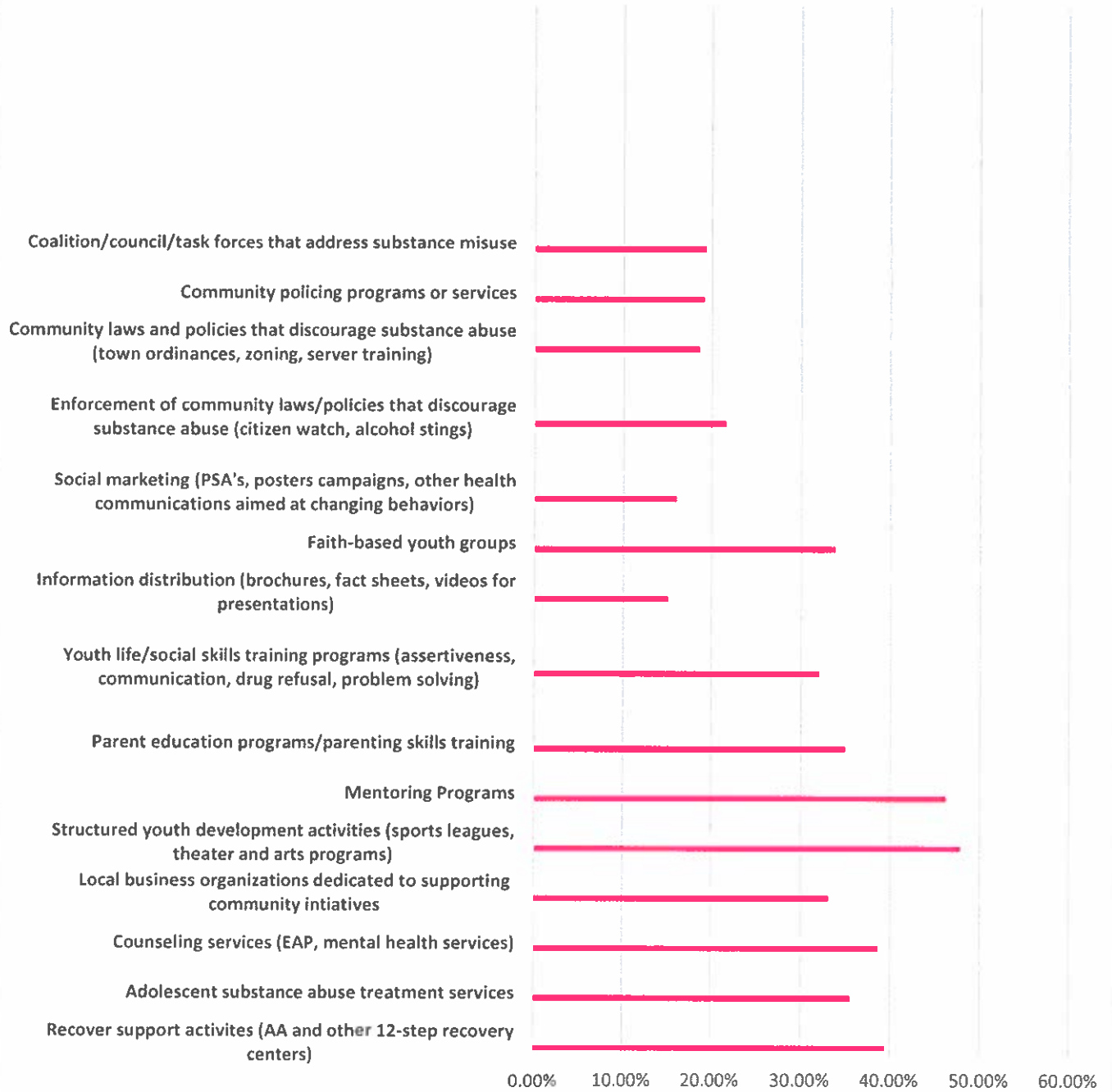
Section VI: SUBSTANCE ABUSE PREVENTION RESOURCES AND ASSETS

This section of the survey was designed to measure respondent's opinions of resources and assets that function effectively to prevent alcohol, tobacco and other drugs in Longview. "Strategies that function effectively in Longview are...."

Respondents were given a list of environmental strategies, prevention services and programs. Response choices included "do not exist," "ineffective," "somewhat effective," "very effective," "don't know." Figure 2 displays the list of strategies and the results.

**Figure 2 - Substance Abuse Opinion/Resources and Assets
(On the next page)**

Figure 2- Substance Abuse Opinion/Resources and Assets



Section VII: CONCLUSION

The Community Needs Assessment provides vital information from which the Coalition for Drug-Free Youth can now implement into practice. The survey provides local data from survey respondents on awareness, thoughts and opinions of alcohol, marijuana and other drug concerns and problems in Longview. The survey supports the state of Texas' top four (4) priorities which are, in fact, the same top priorities for Longview, Texas:

- Alcohol/Underage Drinking
- Prescription Drug Misuse
- Opioid Misuse
- Marijuana/Synthetic Marijuana (Drugs)

The 2019 Community Needs Assessment provides a holistic representation from community members, including an increase in participation from youth (199 respondents), parents (232), local school districts (203), and faith-based organizations (75). The 2018 Community Needs Assessment encompassed an increasing amount of youth and school staff respondents when compared to previous years. The 2017 and 2016 CNA's reflected more of a balance between age groups from adults and youth participants. The 2015 CNA reflected less adults over the age of 25 that participated in the survey when compared to the 2014 assessment. The Community Needs Assessment for 2015 totaled 152 participants, declining from the Coalition's beginning year in 2014 with 387 respondents. In 2016 there was a total of 312 individuals. 2017 reflected 503 participants and in 2018, there was a total of 646 respondents. This year (2019), there was a total of 700 participants. The survey data and questions were not altered in any way from the previous year. With the exception of adding two underage drinking questions in last year's CNA, the coalition has the ability to compare the same data in the assessment over the entire grant period.

FINDINGS:

There are some significant findings that can be reflected from the past Community Needs Assessments conducted within Longview, Texas. Throughout the lifespan, alcohol remains the greatest concern for all age groups. In addition, there is increased concern for the State of Texas' top four priority drugs alcohol, marijuana/synthetic marijuana (drugs), opioid misuse, and prescription drug misuse within all age groups. After completing the data collection and reflection upon the findings from Longview, Texas, the Coalition for Drug-Free Youth will continue to address the proper concerns for our target audience. These efforts include:

- Promoting the Prescription Drug Drop-Box in the Longview and White Oak Police Departments
- Compliance Checks with the Longview Police Department
- Implementing More Take-Back Events in the Community
- Promotion of the Syringe Disposal Box in the Longview Fire Department
- Distribution of Deterra Disposal Pouches by Pharmacists, the Longview Fire Department, and Nursing Homes/Hospices in Longview
- Sticker Shock Campaign to Educate Community Members on when to talk to Children about Underage Drinking and not providing Alcohol to Minors
- Education with Retailers on not serving Minors
- AOD Presentations that include:
 - Refusal Skills
 - Consequences of AOD
 - How to Talk to Your Children (Parents)
 - School Staff (Signs of Use/Misuse)
- Drug Education and Prevention hand-outs at Informational Booths and Other Events
- Collaborating with School Districts, Youth Groups, and other Student-Led Groups to Create PSA's, Presentations (youth-led), and Social Media Campaigns to change the Social Norm.



Coalition for Drug-Free Youth Community Needs Assessment Survey 2019

(Attached to this report is a copy of the full 2019 Community Needs Assessment provided by eSurvey Creator)

Coalition for Drug-Free Youth Community Needs Assessment 2019

1. What is your age?

Number of participants: 690

161 (23.3%): 12 to 17

41 (5.9%): 18 to 25

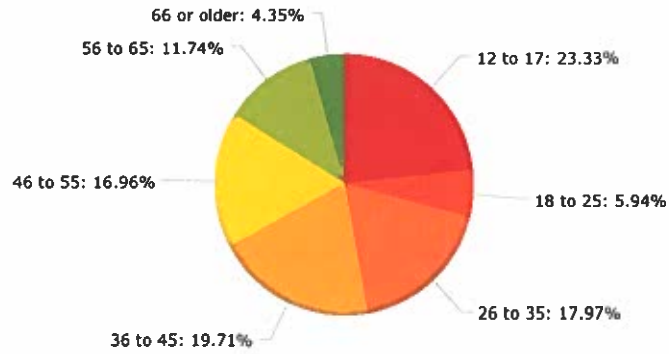
124 (18.0%): 26 to 35

136 (19.7%): 36 to 45

117 (17.0%): 46 to 55

81 (11.7%): 56 to 65

30 (4.3%): 66 or older

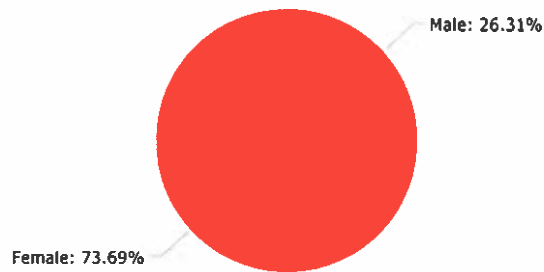


2. What is your gender?

Number of participants: 688

181 (26.3%): Male

507 (73.7%): Female



3. Which race/ethnicity best describes you? (Please choose only one.)

Number of participants: 694

8 (1.2%): American Indian or Alaskan Native

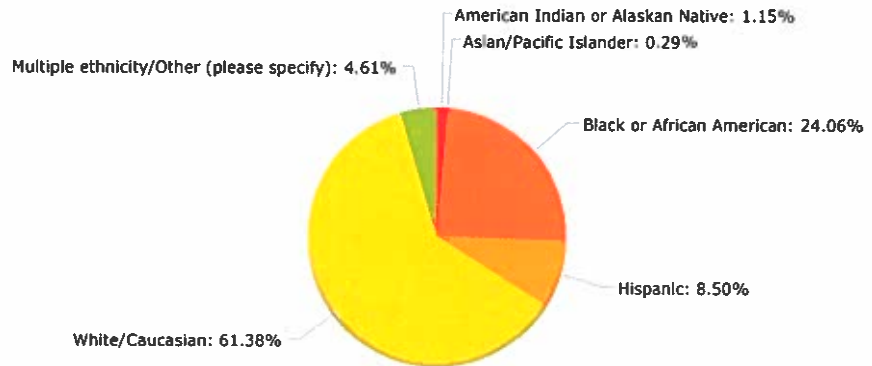
2 (0.3%): Asian/Pacific Islander

167 (24.1%): Black or African American

59 (8.5%): Hispanic

426 (61.4%): White/Caucasian

32 (4.6%): Multiple ethnicity/Other (please specify)




4. Are you a resident of Longview?

Number of participants: 695

515 (74.1%): yes

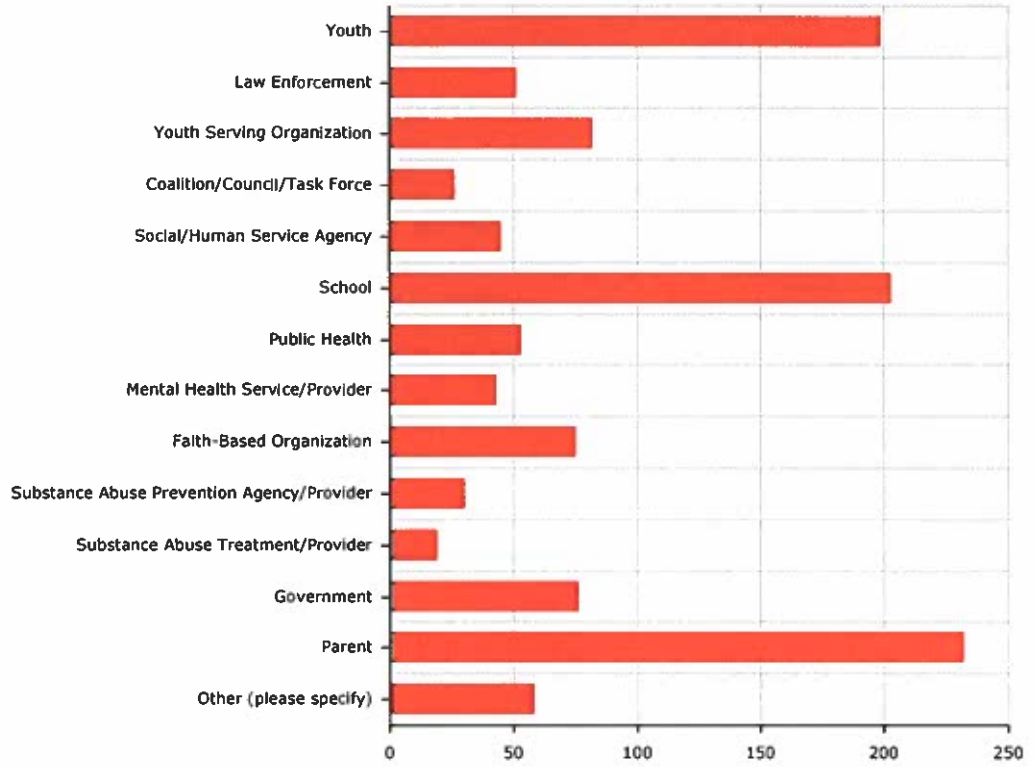
180 (25.9%): no



5. Please identify the group(s) you represent for the purpose of this survey (check all that apply)

Number of participants: 681

- 199 (29.2%): Youth
- 51 (7.5%): Law Enforcement
- 82 (12.0%): Youth Serving Organization
- 26 (3.8%): Coalition/Council/Task Force
- 45 (6.6%): Social/Human Service Agency
- 203 (29.8%): School
- 53 (7.8%): Public Health
- 43 (6.3%): Mental Health Service/Provider
- 75 (11.0%): Faith-Based Organization
- 30 (4.4%): Substance Abuse Prevention Agency/Provider
- 19 (2.8%): Substance Abuse Treatment/Provider
- 76 (11.2%): Government
- 232 (34.1%): Parent
- 58 (8.5%): Other (please specify)



6. In your opinion, which ONE substance is the greatest concern for 12-17 years of age in Longview?

Number of participants: 651

203 (31.2%): Alcohol

70 (10.8%): Tobacco

179 (27.5%): Marijuana/Hashish

43 (6.6%): Synthetic Marijuana

11 (1.7%): Cocaine/Crack

3 (0.5%): Heroin

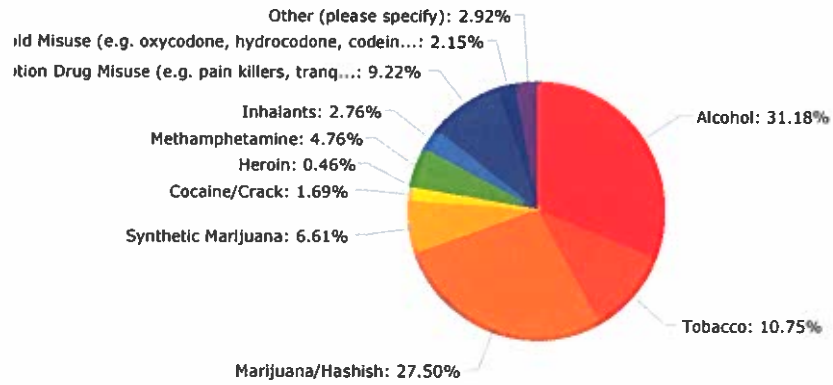
31 (4.8%): Methamphetamine

18 (2.8%): Inhalants

60 (9.2%): Prescription Drug Misuse (e.g. pain killers, tranquilizers, stimulants or sedatives)

14 (2.2%): Opioid Misuse (e.g. oxycodone, hydrocodone, codeine, etc.)

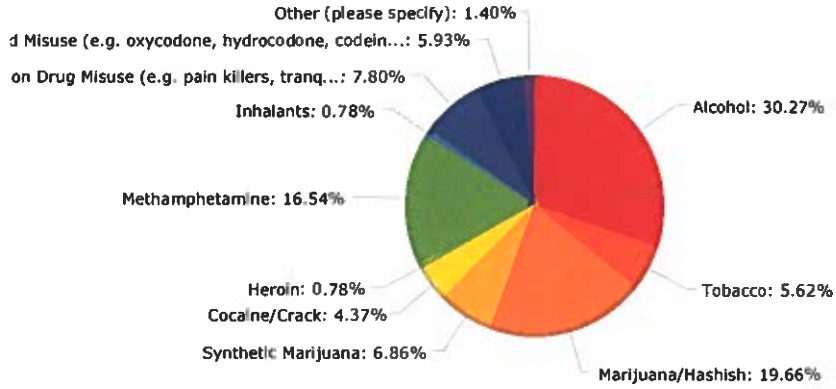
19 (2.9%): Other (please specify)



7. In your opinion, which ONE substance is the greatest concern for 18-25 years of age in Longview?

Number of participants: 641

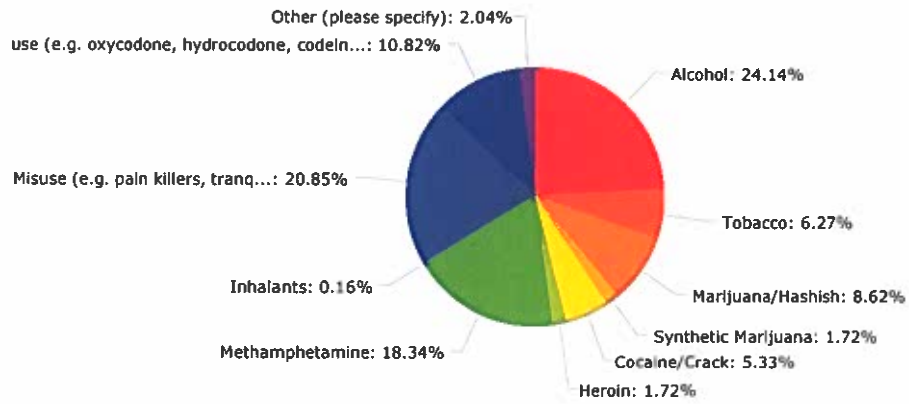
- 194 (30.3%): Alcohol
- 36 (5.6%): Tobacco
- 126 (19.7%): Marijuana/Hashish
- 44 (6.9%): Synthetic Marijuana
- 28 (4.4%): Cocaine/Crack
- 5 (0.8%): Heroin
- 106 (16.5%): Methamphetamine
- 5 (0.8%): Inhalants
- 50 (7.8%): Prescription Drug Misuse (e.g. pain killers, tranquilizers, stimulants or sedatives)
- 38 (5.9%): Opioid Misuse (e.g. oxycodone, hydrocodone, codeine, etc.)
- 9 (1.4%): Other (please specify)



8. In your opinion, which ONE substance is the greatest concern for 26-65 years of age in Longview?

Number of participants: 638

- 154 (24.1%): Alcohol
- 40 (6.3%): Tobacco
- 55 (8.6%): Marijuana/Hashish
- 11 (1.7%): Synthetic Marijuana
- 34 (5.3%): Cocaine/Crack
- 11 (1.7%): Heroin
- 117 (18.3%): Methamphetamine
- 1 (0.2%): Inhalants
- 133 (20.8%): Prescription Drug Misuse (e.g. pain killers, tranquilizers, stimulants or sedatives)
- 69 (10.8%): Opioid Misuse (e.g. oxycodone, hydrocodone, codeine, etc.)
- 13 (2.0%): Other (please specify)



9. How much of a problem do residents of Longview think each of the following substances is for youth ages 12-17?

Number of participants: 635

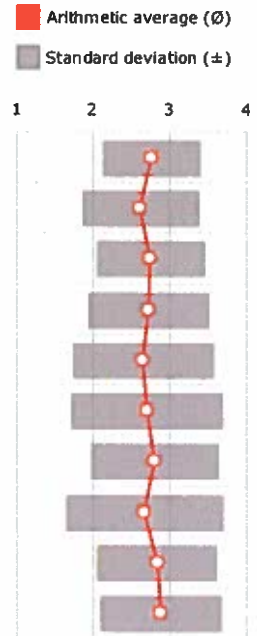
	Not a Problem (1)		A Minor Problem (2)		A Significant Problem (3)		Don't Know (4)			
	Σ	%	Σ	%	Σ	%	Σ	%	Ø	±
Alcohol	24x	3.81	220x	34.92	338x	53.65	48x	7.62	2.65	0.68
Tobacco	43x	6.85	233x	37.10	297x	47.29	55x	8.76	2.58	0.75
Marijuana/Hashish	29x	4.61	187x	29.73	344x	54.69	69x	10.97	2.72	0.72
Synthetic Marijuana	51x	8.24	208x	33.60	256x	41.36	104x	16.80	2.67	0.85
Cocaine/Crack	113x	18.14	226x	36.28	141x	22.63	143x	22.95	2.50	1.04
Heroin	144x	23.11	199x	31.94	118x	18.94	162x	26.00	2.48	1.11
Methamphetamine	102x	16.32	168x	26.88	220x	35.20	135x	21.60	2.62	1.00
Inhalants	86x	13.92	213x	34.47	167x	27.02	152x	24.60	2.62	1.00
Prescription Drug Misuse (e.g. pain k...	59x	9.52	201x	32.42	261x	42.10	99x	15.97	2.65	0.86
Opioid Misuse (e.g. oxycodone, hydr...	65x	10.45	187x	30.06	246x	39.55	124x	19.94	2.69	0.91



10. How much of a problem do residents of Longview think each of the following substances is for youth ages 18-25?

Number of participants: 611

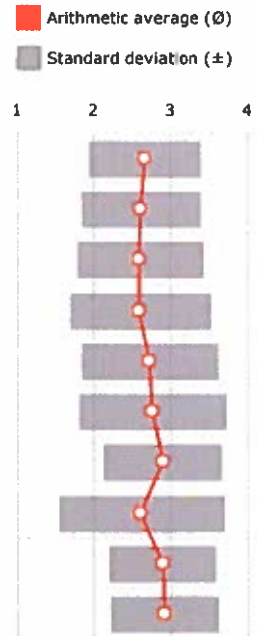
	Not a Problem (1)		A Minor Problem (2)		A Significant Problem (3)		Don't Know (4)			
	Σ	%	Σ	%	Σ	%	Σ	%	Ø	±
Alcohol	27x	4.46	128x	21.16	409x	67.60	41x	6.78	2.77	0.64
Tobacco	48x	7.97	184x	30.56	314x	52.16	56x	9.30	2.63	0.76
Marijuana/Hashish	30x	4.97	149x	24.67	358x	59.27	67x	11.09	2.76	0.71
Synthetic Marijuana	31x	5.21	191x	32.10	276x	46.39	97x	16.30	2.74	0.79
Cocaine/Crack	54x	9.03	225x	37.63	190x	31.77	129x	21.57	2.66	0.92
Heroin	72x	12.10	188x	31.60	176x	29.58	159x	26.72	2.71	0.99
Methamphetamine	41x	6.83	149x	24.83	291x	48.50	119x	19.83	2.81	0.83
Inhalants	83x	14.04	193x	32.66	152x	25.72	163x	27.58	2.67	1.03
Prescription Drug Misuse (e.g. pain k...	33x	5.52	138x	23.08	319x	53.34	108x	18.06	2.84	0.78
Opioid Misuse (e.g. oxycodone, hydr...	34x	5.67	128x	21.33	317x	52.83	121x	20.17	2.88	0.79



11. How much of a problem do residents of Longview think each of the following substances is for individuals ages 26-65?

Number of participants: 593

	Not a Problem (1)		A Minor Problem (2)		A Significant Problem (3)		Don't Know (4)			
	Σ	%	Σ	%	Σ	%	Σ	%	Ø	±
Alcohol	46x	7.80	145x	24.58	355x	60.17	44x	7.46	2.67	0.73
Tobacco	58x	9.95	158x	27.10	317x	54.37	50x	8.58	2.62	0.78
Marijuana/Hashish	47x	8.09	209x	35.97	248x	42.69	77x	13.25	2.61	0.82
Synthetic Marijuana	63x	10.94	212x	36.81	190x	32.99	111x	19.27	2.61	0.92
Cocaine/Crack	46x	7.90	194x	33.33	213x	36.60	129x	22.16	2.73	0.89
Heroin	54x	9.29	181x	31.15	193x	33.22	153x	26.33	2.77	0.95
Methamphetamine	25x	4.30	127x	21.82	313x	53.78	117x	20.10	2.90	0.76
Inhalants	100x	17.27	182x	31.43	137x	23.66	160x	27.63	2.62	1.07
Prescription Drug Misuse (e.g. pain k...	24x	4.12	100x	17.15	372x	63.81	87x	14.92	2.90	0.69
Opioid Misuse (e.g. oxycodone, hydr...	24x	4.11	92x	15.75	366x	62.67	102x	17.47	2.93	0.70



12. How do you feel about Longview residents under 21 engaging in drug/alcohol use?

Number of participants: 584

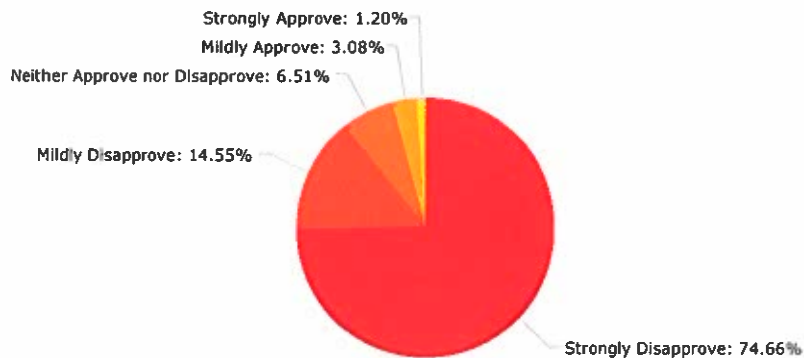
436 (74.7%): Strongly Disapprove

85 (14.6%): Mildly Disapprove

38 (6.5%): Neither Approve nor Disapprove

18 (3.1%): Mildly Approve

7 (1.2%): Strongly Approve



13. In your opinion, how do parents residing in Longview feel about their children (under 21) engaging in drug/alcohol use?

Number of participants: 589

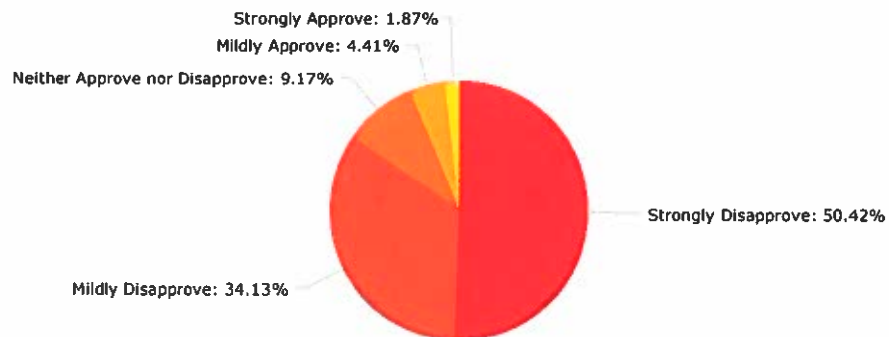
297 (50.4%): Strongly Disapprove

201 (34.1%): Mildly Disapprove

54 (9.2%): Neither Approve nor Disapprove

26 (4.4%): Mildly Approve

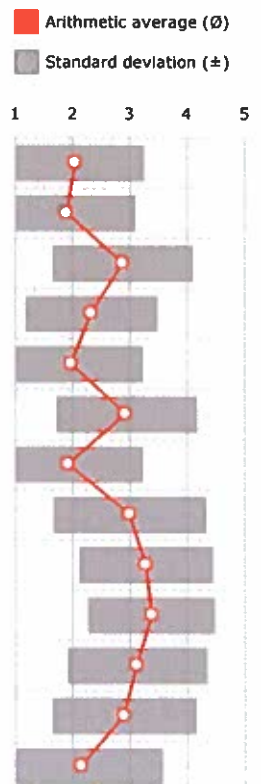
11 (1.9%): Strongly Approve



14. I think that most residents in Longview...

Number of participants: 580

	Strongly Agree (1)		Somewhat Agree (2)		Somewhat Disagree (3)		Strongly Disagree (4)		Don't Know (5)		Ø	±	1	2	3	4	5	
	Σ	%	Σ	%	Σ	%	Σ	%	Σ	%								
Are concerned with preventing o...	218x	37.78	233x	40.38	53x	9.19	19x	3.29	54x	9.36	2.06	1.20						
Believe that youth, regardless of...	273x	47.89	190x	33.33	38x	6.67	21x	3.68	48x	8.42	1.91	1.20						
Know about the community prog...	74x	12.96	167x	29.25	161x	28.20	93x	16.29	76x	13.31	2.88	1.22						
Believe it is possible to prevent ...	137x	23.99	242x	42.38	107x	18.74	36x	6.30	49x	8.58	2.33	1.16						
Feel alcohol and other drug prev...	268x	46.94	181x	31.70	42x	7.36	25x	4.38	55x	9.63	1.98	1.26						
Believe the use of alcohol/other ...	80x	13.99	144x	25.17	138x	24.13	151x	26.40	59x	10.31	2.94	1.22						
Believe the enforcement of liquo...	305x	53.51	138x	24.21	42x	7.37	26x	4.56	59x	10.35	1.94	1.31						
Think that the occasional use of ...	91x	15.94	142x	24.87	84x	14.71	182x	31.87	72x	12.61	3.00	1.31						
Feel that youth should be able t...	53x	9.28	109x	19.09	96x	16.81	252x	44.13	61x	10.68	3.28	1.16						
Believe that it is okay for teens t...	43x	7.53	95x	16.64	93x	16.29	284x	49.74	56x	9.81	3.38	1.10						
Feel that it is okay for adults to ...	54x	9.47	152x	26.67	82x	14.39	222x	38.95	60x	10.53	3.14	1.20						
Believe that it is okay for adults ...	75x	13.13	189x	33.10	85x	14.89	164x	28.72	58x	10.16	2.90	1.24						
Think that it is risky to drink alc...	276x	48.17	117x	20.42	47x	8.20	76x	13.26	57x	9.95	2.16	1.40						



15. Strategies that function effectively in Longview are...

Number of participants: 549

	Does Not Exist (1)		Ineffective (2)		Somewhat Effective (3)		Very Effective (4)		Don't Know (5)		Ø	±
	Σ	%	Σ	%	Σ	%	Σ	%	Σ	%		
Coalition/council/task forces that...	24x	4.40	35x	6.42	223x	40.92	105x	19.27	158x	28.99	3.62	1.10
Community policing programs or s...	14x	2.57	45x	8.26	227x	41.65	104x	19.08	155x	28.44	3.63	1.06
Community laws and policies that ...	19x	3.49	72x	13.24	227x	41.73	101x	18.57	125x	22.98	3.44	1.09
Enforcement of community laws/...	15x	2.75	53x	9.72	220x	40.37	118x	21.65	139x	25.50	3.57	1.06
Social marketing (PSA's, poster ca...	16x	2.95	117x	21.55	194x	35.73	87x	16.02	129x	23.76	3.36	1.15
Faith-based youth groups	10x	1.84	41x	7.55	201x	37.02	183x	33.70	108x	19.89	3.62	0.95
Information distribution (brochure...	18x	3.34	102x	18.92	210x	38.96	81x	15.03	128x	23.75	3.37	1.14
Youth life/social skill training pro...	15x	2.77	34x	6.28	196x	36.23	173x	31.98	123x	22.74	3.66	0.99
Parent education programs/paren...	23x	4.22	28x	5.14	186x	34.13	190x	34.86	118x	21.65	3.65	1.01
Mentoring programs	16x	2.96	22x	4.07	155x	28.65	250x	46.21	98x	18.11	3.72	0.91
Structured youth development act...	12x	2.22	24x	4.44	152x	28.10	259x	47.87	94x	17.38	3.74	0.87
Local business organizations dedic...	26x	4.81	36x	6.65	176x	32.53	179x	33.09	124x	22.92	3.63	1.06
Counseling programs (EAP, mental...	14x	2.58	34x	6.26	174x	32.04	210x	38.67	111x	20.44	3.68	0.95
Adolescent substance abuse treat...	28x	5.35	27x	5.16	156x	29.83	186x	35.56	126x	24.09	3.68	1.06
Recovery support activities (AA an...	14x	2.68	25x	4.78	151x	28.87	206x	39.39	127x	24.28	3.78	0.96

